

Incorporated Village of Plandome Heights

Final Budget

June 1, 2018 – May 31, 2019

Public Hearing date: April 2, 2018
Manhasset Public Library – 7:00 p.m.



Kenneth C. Riscica
Mayor

Daniel Cataldo
Silva Ferman
Gus Panopoulos
Dianne Sheehan
Alvin Solomon
Norman Taylor
Trustees

Arlene Drucker
Clerk - Treasurer

Elizabeth Vera Koubi
Deputy Clerk, Building

Lenore "Lee" Regan
Court Clerk

Cye E. Ross, Esq.
Village Justice

Mary Breen Corrigan
Village Prosecutor

Edward P. Butt, AIA
Village Building
Inspector Stormwater
Mgmt. Officer

Bart Giusto
Emergency Mgmt.
Coordinator

Maryann Grieco
Architectural Review
Board, Chair

James Madison
Planning Board, Chair

Eugene O'Connor
Zoning and Appeals
Board, Chair

Trey Harragan
Technology Advisory
Board, Chair

March 12, 2018

2018 – 2019 TENTATIVE BUDGET - MESSAGE

Fellow Taxpayers:

I enclose our "Tentative Budget" for the fiscal year June 1, 2018 – May 31, 2019 as well as various explanatory analyses. The Tentative Budget calls for an increase in property taxes of 2.0%, about \$21.50/year per household and complies with our Tax Cap.

We budget with three primary goals in mind: (1) provide the level of service that residents should expect in a community like ours, (2) be frugal in how we spend and (3) "plan beyond one year" so that we prepare for future needs without surprises.

The Tentative Budget addresses these matters with a "long view" and our property taxes:

- Will increase by 2.0% which is approximately \$21.5/year per household,
- Will remain 1/3 lower, about \$509 per household, than the cost of the same services outside of the Village.
- Will be nearly 6% lower than 9 years ago; compound annual growth is only about 1.4%.
- Will comply with the Tax Cap,

As a resident of the Village, you avoid certain Town taxes such as sanitation, lighting, roads and building that the Village provides. Because of the extensive use of volunteers in Village government, as well as private contractors for services, our taxes for these services are more than 1/3% lower than the taxes charged for these same services outside the Village. That's right, your taxes are lower by living in the Village; about \$509 lower, year after year. So, thanks to over 30 volunteers who serve on our various Boards without pay.

Speaking of our fiscal health, we learned in March that we achieved one of the Highest Scores from the NY State Comptroller's Office on the NY State Fiscal Stress Test for the year ended 2017. Our score for financial stress was 3.3 on a scale of zero – 100, a strong score indeed.

Lastly, the total Assessed Values of all Village homes is projected to be 1.3% lower than last year. With a 2.0% increase in the tax levy, the tax rate applied to this 1.3% lower value increases the tax levy per \$100 assessed value by approximately 3.3%. As such, *your actual individual tax bill should show a 2.0% increase from last year* but may vary (up or down) due to changes in the assessed value of your individual home relative to all Village homes by Nassau County. If you did significant building or renovation, your assessed value, and taxes, may have increased.

Some analysis is provided on the following pages for your information and analysis.

Sincerely,
INCORPORATED VILLAGE OF PLANDOME HEIGHTS

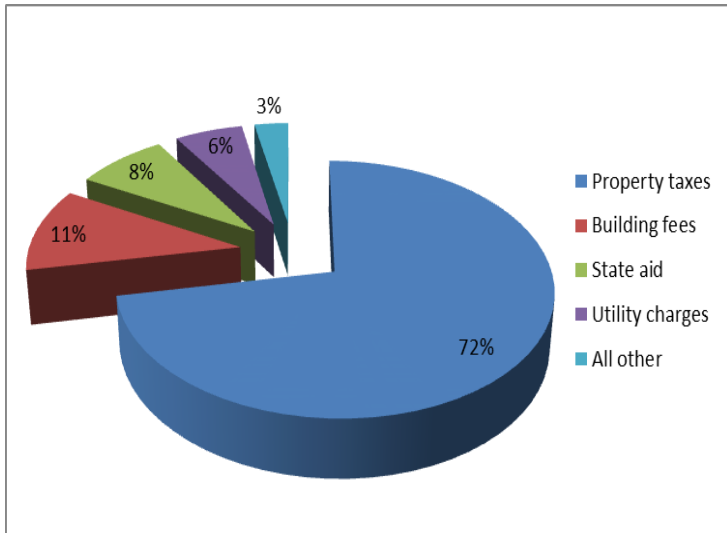
Kenneth C. Riscica, Mayor

Daniel Cataldo, Trustee
Aida Ferman, Trustee
Gus Panopoulos, Trustee

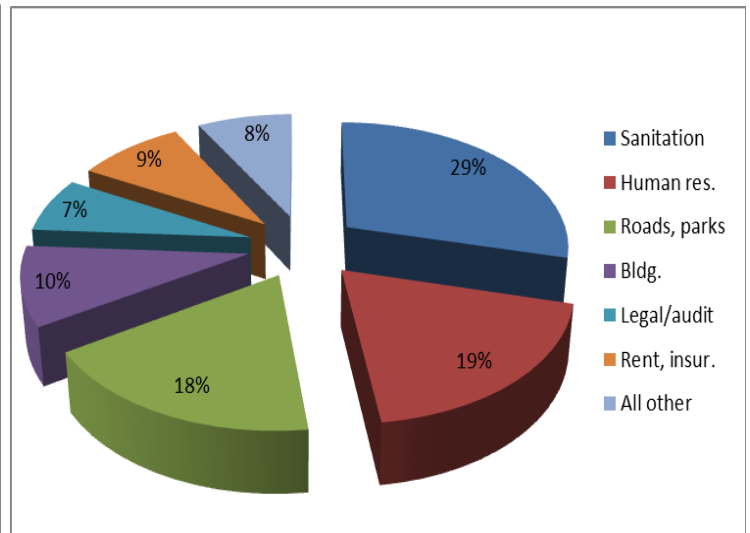
Dianne Sheehan, Trustee
Alvin Solomon, Trustee
Norman Taylor, Trustee

Incorporated Village of Plandome Heights Budget - June 1, 2018 – May 31, 2019

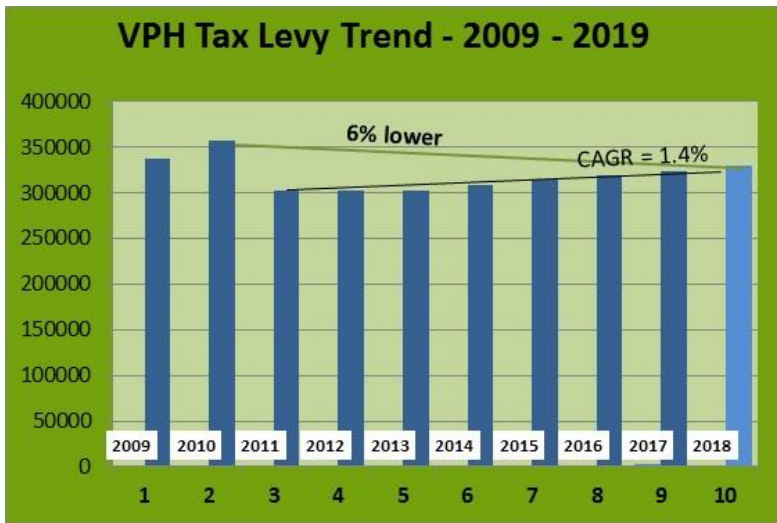
Budgeted Revenues



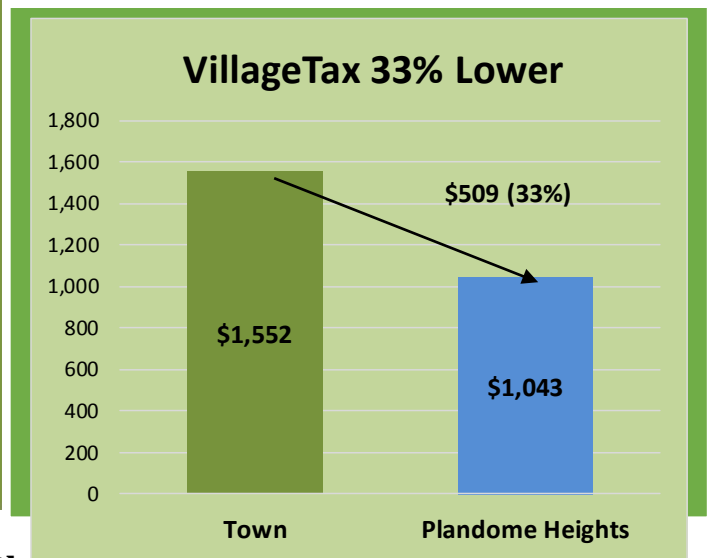
Budgeted Expenditures



Trend of Property Taxes



Property Tax – Village vs. Outside Village



Village Taxes lower than outside village

	<u>Tax per \$100 Assessed Val.</u>
1. <u>Plandome Heights</u> taxes 2018/19	<u>\$49.48</u>
2. 2016 <u>Town</u> taxes avoided:	
“Outside Village” tax*	\$52.83
Garbage district (263)	\$12.23
Town lighting (230)	3.35
Other Town (2S)	5.14
Total	<u>\$73.55</u>
Savings	\$24.07

Comparison to Outside Village

Comparable tax if outside Village*	\$1,552.00
Plandome Heights average tax	<u>\$1,043.00</u>
Difference	<u>\$ 509.00</u>

* TNH taxes for sanitation, snow removal, roads, lighting, building department

**Incorporated Village of Plandome Heights
Budget - June 1, 2018 – May 31, 2019**

Development of the Tax Rate

Our 2018 – 2019 Budget reflects a 2.0% increase in Village property taxes (the Tax Levy) as follows:

	<u>2018-19</u>	<u>2017-18</u>	<u>%</u>
Projected expenditures	\$ 467,000	\$ 454,000	
Projected revenues/sources	<u>\$ 130,000</u>	<u>\$124,000</u>	
Property tax levy	\$ 337,000	\$ 330,000	2.0%
	=====	=====	=====
Aggregate Assessed Values*	\$ 686,000**	\$ 695,000	(1.3)%
Tax Rate per \$100 Assessed	\$49.48**	\$47.69	<u>3.3%</u>
			2.0%
			=====

*The Assessed Values are preliminary and are provided by the Nassau County Assessor and are used to allocate the total Village Tax Levy to individual homes. The Aggregate Assessed Value of all homes in the Village was approximately 1.3% lower this year than last tax year. As a result, the Tax Rate goes up by approximately 3.3% in order to account for the 1.3% lower value + the 2.0% increase in taxes. Therefore, this 3.3% higher rate is applied to a 1.3% lower assessment so *your tax bill should change by the tax levy increase of 2.0%*. But your tax bill may vary (up or down) from the 2.0% increase due to: (a) whether your assessed value changed by more or less than the average, (b) any tax assessment grievance adjustment you may have received and (c) whether or not you did any building or renovation which increases your valuation.

TAX CAP CALCULATIONS

	<u>%</u>	<u>2019</u>	<u>2018</u>	<u>2017</u>	<u>2016</u>	<u>2015</u>	<u>2014</u>	<u>2013</u>
Prior year tax levy	100.00%	330,000	325,000	320,000	314,000	309,000	303,087	303,087
Allowed increase	2.00%	6,903	5,184	736	6,041	4,858	6,618	6,309
Allowed carryover	1.50%	534	350	4,614	4,573	4,715	4,641	0
Tax Cap as calculated	102.09%	337,437	330,534	325,350	324,614	318,573	314,346	309,396
Tax Levy	102.10%	337,000	330,000	325,000	320,000	314,000	309,000	303,087
Unused Tax Cap	0.13%	437	534	350	4,614	4,573	5,346	6,309
% of Tax Cap		Nil	Nil	Nil	1.40%	1.40%	1.70%	2.00%
Carryover limited to 1.5%		0	0	0	0	0	-631	-1,668
Carryover to next year		437	534	350	4,614	4,573	4,715	4,641

For information on the NY State Property Tax Freeze program, see www.plandomeheights-ny.gov/finances

Incorporated Village of Plandome Heights
Final BUDGET - SUMMARY
FISCAL YEAR JUNE 1, 2018 TO MAY 31, 2019

	<u>ADOPTED BUDGET</u> <u>2017-18</u>	<u>ADOPTED</u> <u>BUDGET 2018-19</u>
<u>APPROPRIATIONS</u>		
General Government	188,000	186,400
Public Safety	41,500	43,500
Transportation	55,000	55,500
Home & Community Services	160,200	164,300
Employee Benefits	10,000	17,400
TOTAL APPROPRIATIONS	<u>\$454,700</u>	<u>\$467,100</u>
<u>ESTIMATED REVENUES</u>		
(other than property taxes)		
Other Tax Items	26,900	26,700
Departmental Income	5,500	5,500
Use of Money & Property	1,700	8,500
Licenses & Permits	51,000	51,000
Fines & Forfeitures	5,000	3,000
Miscellaneous	500	300
Government Aid	34,100	35,100
ESTIMATED REVENUES	<u>\$124,700</u>	<u>\$130,100</u>
Plus + APPROPRIATED SURPLUS	<u>0</u>	<u>0</u>
Equals TOTAL ESTIMATED REVENUES	<u>\$124,700</u>	<u>\$130,100</u>
TOTAL APPROPRIATIONS	<u>\$454,700</u>	<u>\$467,100</u>
Less		
TOTAL ESTIMATED REVENUES	<u>\$124,700</u>	<u>\$130,100</u>
Equals		
TOTAL TO BE RAISED THROUGH REAL PROPERTY TAXES - (TAX LEVY)	<u><u>\$330,000</u></u>	<u><u>\$337,000</u></u>

TAX LEVY = **\$337,000**
divided by
VILLAGE 2018-2019 TAXABLE ASSESSED VALUATION (TAV) **\$685,635**

2018-2019 VILLAGE TAX RATE (PER \$100 TAV)* **49.479**

2017-2018 Village Tax Rate **47.685**

Hearing Date : APRIL 2, 2018 Adoption Date : APRIL 2, 2018

**INC. VILLAGE OF PLANDOME HEIGHTS
FINAL BUDGET
FISCAL YEAR JUNE 1, 2018 TO MAY 31, 2019**

2018-2019 GENERAL FUND BUDG	ACTUAL EXPENDED 2016/17	ADOPTED BUDGET 2017/18	PROJECTED EXPENDED 6/17 TO 5/31/18	ADOPTED BUDGET 2018/2019
<u>APPROPRIATIONS (EXPENDITURES)</u>				
GENERAL GOVERNMENT				
Board of Trustees				
A1010.4A Board of Trustees- Expenses	0.00	1,000.00	500.00	1,000.00
A1010.4B Other Expenses	<u>464.00</u>	<u>800.00</u>	<u>500.00</u>	<u>400.00</u>
Total	464.00	1,800.00	1,000.00	1,400.00
Judicial				
A1110.1A Village Justice	1,500.00	1,500.00	1,500.00	1,500.00
.1B Village Justice Clerk	2,788.00	3,000.00	2,600.00	2,600.00
.103 Jud.Other Expense (reporting.	4,524.00	4,000.00	4,000.00	4,000.00
.104 Judicial Grant	<u>0.00</u>	<u>0.00</u>	<u>0.00</u>	<u>0.00</u>
Total	8,812.00	8,500.00	8,100.00	8,100.00
Auditor				
A1320.4 Contractual Expense	<u>8,500.00</u>	<u>9,000.00</u>	<u>8,800.00</u>	<u>9,500.00</u>
Total	8,500.00	9,000.00	8,800.00	9,500.00
Village Clerk				
A1410.1A Clerk/Treasurer	62,000.00	65,000.00	65,000.00	65,000.00
A1410.1B Deputy Clerk	14,738.00	13,000.00	11,500.00	10,000.00
A1410.1C Consultant/Temp salaries	804.00	2,000.00	0.00	1,500.00
A1410.40 Clerk Contractual Expense	0.00	0.00	210.00	200.00
.4A Supplies & Materials (see 162C	0.00	0.00	0.00	0.00
.4B Legal Notices	1,985.00	500.00	1,700.00	800.00
.4C Postage	1,290.00	1,000.00	1,100.00	1,300.00
.4D Conferences & Training Schoo	125.00	1,000.00	500.00	800.00
.4E Lease of Equipment	0.00	0.00	0.00	0.00
.4G Newsletter	0.00	0.00	0.00	0.00
.4H Webmaster	<u>631.00</u>	<u>1,500.00</u>	<u>1,500.00</u>	<u>1,500.00</u>
Total	81,573.00	84,000.00	81,510.00	81,100.00
Village Attorney				
A1420.4A Legal Services	34,951.00	18,000.00	20,000.00	19,000.00
A1420.4B Legal Services ~ Existing Litig:	0.00	0.00	0.00	0.00
A1420.4C Legal Reprint Ordin Cod. (code	<u>1,722.00</u>	<u>1,400.00</u>	<u>1,500.00</u>	<u>1,500.00</u>
Total	36,673.00	19,400.00	21,500.00	20,500.00
Elections				
A1450.1 Election, Personnel	275.00	350.00	350.00	350.00
A1450.4 Election Expense (machines, lists	<u>133.00</u>	<u>550.00</u>	<u>550.00</u>	<u>550.00</u>
Total	408.00	900.00	900.00	900.00

**INC. VILLAGE OF PLANDOME HEIGHTS
FINAL BUDGET
FISCAL YEAR JUNE 1, 2018 TO MAY 31, 2019**

	ACTUAL EXPENDED 2016/17	ADOPTED BUDGET 2017/18	PROJECTED EXPENDED 6/17 TO 5/31/18	ADOPTED BUDGET 2018/2019
Village Office & Shared Expenses				
A1620.200 Utilities est p/a (heat & electric	922.00	1,800.00	1,500.00	1,800.00
A1620.200 Bldg. Eqpt./Com. S.offl.	0.00	600.00	600.00	600.00
.201 Building Rental (office)	21,935.00	22,000.00	20,000.00	23,000.00
.400 Supplies (& Office Maint)	7,225.00	6,000.00	7,000.00	7,000.00
.412 Building Rental - library	0.00	0.00	0.00	0.00
.421 Telephone	1,074.00	1,500.00	1,400.00	1,500.00
.4E Maintenance- see 1620.4A	0.00	0.00	0.00	0.00
A1620.413 Furniture estimated (one-time c	0.00	0.00	0.00	0.00
A1650.100 Cablevision	<u>1,292.00</u>	<u>1,500.00</u>	<u>1,500.00</u>	<u>1,500.00</u>
Total	32,448.00	33,400.00	32,000.00	35,400.00
Special Items				
A1910.4 Public. Off. Liab. Ins.	14,185.00	14,500.00	14,500.00	15,000.00
A1920.4 Municipal Dues	4,280.00	4,500.00	4,500.00	4,500.00
A1930.4 Judgment & Claims	0.00	0.00	0.00	0.00
A1964.4 Tax Refunds	0.00	0.00	0.00	0.00
A1990.4 Contingency Accounts	<u>0.00</u>	<u>12,000.00</u>	<u>0.00</u>	<u>10,000.00</u>
Total	18,465.00	31,000.00	19,000.00	29,500.00
TOTAL GENERAL GOVERNMENT	187,343.00	188,000.00	172,810.00	186,400.00
PUBLIC SAFETY				
A3610.4 SMO	0.00	0.00	0.00	0.00
A3620.4 Building Inspector	30,839.00	29,000.00	28,000.00	27,500.00
A3620.4 Deputy Clerk Bldg	18,540.00	12,500.00	17,400.00	16,000.00
A3600.Public Safety Other	<u>700.00</u>	<u>0.00</u>	<u>0.00</u>	<u>0.00</u>
Total	50,079.00	41,500.00	45,400.00	43,500.00
TOTAL PUBLIC SAFETY	50,079.00	41,500.00	45,400.00	43,500.00
TRANSPORTATION				
Street Maintenance				
A5110 .4B Street Signs	867.00	2,000.00	2,500.00	2,000.00
.4D Highway/Street Repair-Impro	7,843.00	12,000.00	7,500.00	12,000.00
.4E C.H.I.P.'s (highway improvem	10,965.00	8,000.00	0.00	8,000.00
.4F Engineering - See individual p	0.00	0.00	0.00	0.00
A5110 .410 Resident Reimbursement	0.00	0*	0.00	0*
A5110 .444 Expenses of Grants	<u>0.00</u>	<u>0.00</u>	<u>0.00</u>	<u>0.00</u>
Total	19,675.00	22,000.00	10,000.00	22,000.00

**INC. VILLAGE OF PLANDOME HEIGHTS
FINAL BUDGET
FISCAL YEAR JUNE 1, 2018 TO MAY 31, 2019**

	ACTUAL EXPENDED 2016/17	ADOPTED BUDGET 2017/18	PROJECTED EXPENDED 6/17 TO 5/31/18	ADOPTED BUDGET 2018/2019
Snow Removal				
A5142.4 Contractual Expense	<u>16,275.00</u>	<u>24,000.00</u>	<u>29,000.00</u>	<u>24,000.00</u>
Total	16,275.00	24,000.00	29,000.00	24,000.00
Street Lighting				
A5182.400 Contractual Expense	<u>8,280.00</u>	<u>9,000.00</u>	<u>9,000.00</u>	<u>9,500.00</u>
Total	8,280.00	9,000.00	9,000.00	9,500.00
TOTAL TRANSPORTATION	44,230.00	55,000.00	48,000.00	55,500.00
HOME & COMMUNITY SERVICES				
Parks				
A7110.400 Maintenance & trees	10,080.00	11,000.00	11,000.00	11,000.00
.402 Pest Control	0.00	1,000.00	0.00	1,000.00
A7140 .400 Tree Inspect Maint, Replace	0.00	1,000.00	500.00	1,000.00
.4C Survey (annual trees)	0.00	3,200.00	1,000.00	3,200.00
A7140.411 Tree Prune & remove Program	<u>75.00</u>	<u>0.00</u>	<u>0.00</u>	<u>0.00</u>
Total	10,155.00	16,200.00	12,500.00	16,200.00
Zoning Appeals Board				
A8010.4 Contractual Expense (reporting)	<u>16,182.00</u>	<u>1,000.00</u>	<u>9,000.00</u>	<u>1,500.00</u>
Total	16,182.00	1,000.00	9,000.00	1,500.00
Architectural Review Board				
A8012.4 Contractual Expense (consultant)	<u>945.00</u>	<u>1,000.00</u>	<u>1,000.00</u>	<u>1,000.00</u>
Total	945.00	1,000.00	1,000.00	1,000.00
Planning Board				
A8020.4 Contractual Expense	<u>0.00</u>	<u>0.00</u>	<u>0.00</u>	<u>0.00</u>
Total	0.00	0.00	0.00	0.00
Refuse & Garbage				
A8160.4 Contractual Expense	<u>132,263.00</u>	<u>130,000.00</u>	<u>130,000.00</u>	<u>133,600.00</u>
Total	132,263.00	130,000.00	130,000.00	133,600.00
Street Cleaning				
A8170.4 Contractual Expense	<u>2,860.00</u>	<u>5,000.00</u>	<u>3,200.00</u>	<u>5,000.00</u>
Total	2,860.00	5,000.00	3,200.00	5,000.00
Storm Drains				
A8540.4 Contractual Expense	<u>3,791.00</u>	<u>5,000.00</u>	<u>3,000.00</u>	<u>5,000.00</u>
Total	3,791.00	5,000.00	3,000.00	5,000.00

**INC. VILLAGE OF PLANDOME HEIGHTS
FINAL BUDGET
FISCAL YEAR JUNE 1, 2018 TO MAY 31, 2019**

	ACTUAL EXPENDED 2016/17	ADOPTED BUDGET 2017/18	PROJECTED EXPENDED 6/17 TO 5/31/18	ADOPTED BUDGET 2018/2019
Shade Tree Program				
A8560 .4A Maintenance	0.00	2,000.00	0.00	2,000.00
.4B Replacement/Tagging	0.00	0.00	0.00	0.00
.4C Removals	0.00	0.00	0.00	0.00
.4D Survey	0.00	0.00	0.00	0.00
.4F Capital Improvement Program	<u>0.00</u>	<u>0.00</u>	<u>0.00</u>	<u>0.00</u>
Total	0.00	2,000.00	0.00	2,000.00
TOTAL HOME & COMMUNITY SER'	166,196.00	160,200.00	158,700.00	164,300.00
EMPLOYEE BENEFITS				
A9010.8 State Retirement	0.00	0.00	0.00	0.00
A9030.8 Social Security/Med.	7,594.00	9,500.00	8,000.00	7,950.00
A9040.8 Workers Comp. Ins.& MTA	3,487.00	500.00	3,000.00	3,300.00
A9050.8 Unemployment Ins.	0.00	0.00	0.00	0.00
A9055.8 Disability Insurance	0.00	0.00	0.00	0.00
A9060.8 Health Insurance	<u>0.00</u>	<u>0.00</u>	<u>0.00</u>	<u>6,150.00</u>
Total	11,081.00	10,000.00	11,000.00	17,400.00
TOTAL EMPLOYEE BENEFITS	11,081.00	10,000.00	11,000.00	17,400.00
GRAND TOTAL EXPENSES	\$458,929.00	\$454,700.00	\$435,910.00	\$467,100.00

REVENUES

TAX ITEMS

Real Property Taxes	323,952.00	330,000.00	330,000.00	337,000.00
A1050.0 Collection of Tax Arrears	0.00	0.00	0.00	0.00
A1090.0 Interest & Penalties	<u>1,039.00</u>	<u>1,200.00</u>	<u>1,350.00</u>	<u>1,000.00</u>
Total	1,039.00	1,200.00	1,350.00	1,000.00
Non-Property Tax Items				
A1130.1 Elec./Gas Gross Util. Tax(LIPA)	12,336.00	13,500.00	13,500.00	13,500.00
.2 Utilities Gross Receipts	8,145.00	6,000.00	6,000.00	6,000.00
.3 Cable TV Gross Util. Tax	<u>6,087.00</u>	<u>6,200.00</u>	<u>6,200.00</u>	<u>6,200.00</u>
Total	26,568.00	25,700.00	25,700.00	25,700.00
TOTAL TAX ITEMS	27,607.00	26,900.00	27,050.00	26,700.00

**INC. VILLAGE OF PLANDOME HEIGHTS
FINAL BUDGET
FISCAL YEAR JUNE 1, 2018 TO MAY 31, 2019**

	ACTUAL EXPENDED 2016/17	ADOPTED BUDGET 2017/18	PROJECTED EXPENDED 6/17 TO 5/31/18	ADOPTED BUDGET 2018/2019
DEPARTMENTAL INCOME				
Public Safety				
A1560.4 Safety Insp. Fees/-See 2555-Bui	<u>0.00</u>	<u>0.00</u>	<u>0.00</u>	<u>0.00</u>
Total	0.00	0.00	0.00	0.00
Home & Community Services				
A2001.0 Parks & Rec. ~ Tree Prog.	0.00	1,000.00	0.00	1,000.00
A2110.0 Zoning Board Fees	17,233.00	2,500.00	10,000.00	2,500.00
A2110.0 ARB Fees	3,750.00	2,000.00	2,000.00	2,000.00
A2110.0 Planning Board Fees	<u>0.00</u>	<u>0.00</u>	<u>0.00</u>	<u>0.00</u>
Total	20,983.00	5,500.00	12,000.00	5,500.00
TOTAL DEPARTMENTAL INCOME	20,983.00	5,500.00	12,000.00	5,500.00
USE OF MONEY & PROPERTY				
A2401.0 Interest Earnings	<u>1,883.00</u>	<u>1,700.00</u>	<u>4,000.00</u>	<u>8,500.00</u>
Total	1,883.00	1,700.00	4,000.00	8,500.00
TOTAL USE OF MONEY & PROPERTY	1,883.00	1,700.00	4,000.00	8,500.00
LICENSES & PERMITS				
A2555 Building & Alterations	64,517.00	51,000.00	40,000.00	51,000.00
A2590.0 Other Permits	0.00	0.00	0.00	0.00
A2592.0 CO & CC see A2655 Minor sales	<u>0.00</u>	<u>0.00</u>	<u>0.00</u>	<u>0.00</u>
Total	64,517.00	51,000.00	40,000.00	51,000.00
TOTAL LICENSES & PERMITS	64,517.00	51,000.00	40,000.00	51,000.00
FINES & FORFEITURES				
A2610.0 Justice Court Fines	<u>1,503.00</u>	<u>5,000.00</u>	<u>2,000.00</u>	<u>3,000.00</u>
Total	1,503.00	5,000.00	2,000.00	3,000.00
TOTAL FINES & FORFEITURES	1,503.00	5,000.00	2,000.00	3,000.00
MISCELLANEOUS				
A2655.0 Other Minor Sales	232.00	500.00	300.00	300.00
A2701.0 Refund of Prior Year Expend.	0.00	0.00	0.00	0.00
A2770.0 Unclassified Revenue- judicial g	<u>0.00</u>	<u>0.00</u>	<u>0.00</u>	<u>0.00</u>
Total	232.00	500.00	300.00	300.00

**INC. VILLAGE OF PLANDOME HEIGHTS
FINAL BUDGET
FISCAL YEAR JUNE 1, 2018 TO MAY 31, 2019**

	ACTUAL EXPENDED 2016/17	ADOPTED BUDGET 2017/18	PROJECTED EXPENDED 6/17 TO 5/31/18	ADOPTED BUDGET 2018/2019
TOTAL MISCELLANEOUS	232.00	500.00	300.00	300.00
GOVERNMENT AID				
A3001.0 Revenue Sharing AIM	7,182.00	7,100.00	7,100.00	7,100.00
A3005.0 N.C. Mortgage Tax	23,595.00	19,000.00	21,000.00	20,000.00
A3089.0 State Grants	0.00	0.00	0.00	0.00
A3390.0 Sales Tax Sharing	10,965.00	0.00	0.00	0.00
A3501.0 C.H.I.P.S. (Hwy. Aid)	0.00	8,000.00	0.00	8,000.00
A3501.0 S.H.I.P.S. (St. Signs/Parks Proj.)	0.00	0.00	0.00	0.00
A3505.0 Multi-Modal Trans. Program	<u>0.00</u>	<u>0.00</u>	<u>0.00</u>	<u>0.00</u>
Total	41,742.00	34,100.00	28,100.00	35,100.00
TOTAL GOVERNMENT AID	41,742.00	34,100.00	28,100.00	35,100.00
SUB-TOTAL REVENUES	158,467.00	124,700.00	113,450.00	130,100.00
APPROPRIATED FUND BALANCE	0.00	0.00	0.00	0.00
TOTAL REVENUES (non-tax)	<u>158,467.00</u>	<u>124,700.00</u>	<u>113,450.00</u>	<u>130,100.00</u>

SCHEDULE OF SALARIES & WAGES ~

Code & Title	<u># of Persons</u>	<u>Total Appropriation</u>	<u>2017/18 Rate of Compensation</u>	<u>Total Appropriation</u>
1110.1 Village Court				
Village Justice	1 (p/t)	%	\$1,500.00	%
Village Prosecutor	1 (p/t)		\$1,500.00	
Court Clerk	1 (p/t)	6,000.00	\$2,600.00	5,600.00
1410.1 Village Clerk's Office				
Village Clerk/Treasurer	1 (F/T)		\$65,000.00	
Deputy Village Clerk	1 (p/t)		\$10,000.00	
	1 (p/t)	81,500.00		75,000.00
GRAND TOTAL APPROPRIATIONS ~ SALARIES & W		87,500.00		80,600.00